

"Elegance and Economy"

("What a Beautiful Idea!")

BeautifulRadiators.com

Transform Radiator Heating from Eyesore . . . to Elegant!

Anyone who has experienced radiator heating **and** some other type will tell you: radiator heating is also much "warmer" and more comfortable than "modern" heating methods.

At Beautiful Radiators.com, we have dozens of ways to quickly transform bare, or painted radiators into elegant fine furniture. Furniture that can showcase antiques or collectibles, or provide a display for books, photos, figurines or tea sets. Furniture that becomes a handsome architectural feature that enhances your décor.


What Makes a "BR" Radiator Enclosure Better?

Our radiator enclosures use all 3 heating methods for greatest possible comfort and highest possible heating efficiency!

Convection moves currents of heated air from a heat source to other areas in the room. Warm air expands and moves upward; heavier cold air replaces it. Radiator enclosures from Beautiful Radiators.com use convection for optimum efficiency by circulating air directly to the room's comfort zone.

Conduction occurs where a warm object heats a cooler one that's in direct contact with it. Our radiator enclosures precisely control conduction, protecting everyone from hot radiators.

Radiation is heat waves traveling from a warm object to a cooler one without actual contact. Heated objects emit warming rays called radiation heat waves. Our radiator enclosures maximize heat wave warmth!



3330 E. Kemper Rd. • Cincinnati, OH 45241
ph: 513.385.0555

800.543.7040

e-mail: info@BeautifulRadiators.com

ORDER NOW!



"Elegance and Economy"

("What a Beautiful Idea!")

BeautifulRadiators.com


You want a radiator cover to complement your house and lifestyle . . . reduce home heating costs . . . keep you warm and comfortable by channeling heat so that it's distributed evenly. And, you want a radiator enclosure to have the lasting good looks of any other fine furniture, with an elegant, "built-in" appearance.

Our enclosures are individually hand-crafted of furniture-gauge steel, in one of 3 grill styles. They are then pretreated and powder-coated in one of six designer colors. Unlimited choices in custom colors are also available.

Why Powder Coating?

Powder coating creates a finish that is decorative, highly resilient and exceptionally long-lasting. The powder is a mixture of fine particles of pigment and resin, which is sprayed onto the steel surface. The charged powder particles adhere to the electrically grounded surfaces until heated and fused in a special curing oven. The result is a luxury finish far superior to ordinary baked enamel paint.


Powder coating resists wear and retains its color for decades – two important reasons why it's used by manufacturers of luxury automobiles and upscale consumer appliances, and others who demand best-possible performance and appearance.



**Grecian
(Standard)**




Cloverleaf




Octagonal Cane



White



Soft White



Antique



Pearl Gray



Brown



Jet Black



Standard Corner



Mitered Corner



Rounded Corner



3330 E. Kemper Rd. • Cincinnati, OH 45241
ph: 513.385.0555

800.543.7040

e-mail: info@BeautifulRadiators.com

ORDER NOW!



"Elegance and Economy"

("What a Beautiful Idea!")

BeautifulRadiators.com

Easy to Measure and Assemble!

Measure . . .

RADIATOR COVER LENGTH (See diagram A) Measure beyond pipes and valves at both ends of the radiator. ADD a minimum of 1 inch.

RADIATOR COVER HEIGHT (See diagram B) Measure from the floor to the top of the radiator or valve (in open position), whichever is higher. ADD a minimum of 1 inch.

RADIATOR COVER DEPTH (See diagram C) Measure the depth of the radiator at its deepest point. (This is usually, but not always, at the radiator feet). ADD a minimum of 1 inch.

Order On-Line Now or call 800.543.7040


Assemble . . .

1. Slip the two end panels into the grooves on the front grille.
2. Fasten the back panel to the two end panels with the fasteners provided.
3. Lift the enclosure over your radiator, square it up, and place the top section in position.

Radiator Heating is an "Old Idea" that's Taken on a Very Stylish New Twist!

Grill Styles


The classic home grill for radiator enclosures is the Grecian style. Equally at home in Victorian, "Pre-War," Traditional, Art Deco, Cape Cod or Colonial decors, the Grecian grill style is the ultimate in versatile radiator heating. Cloverleaf and Octagonal Cane grill styles are also offered at additional cost.



Grecian (Standard)



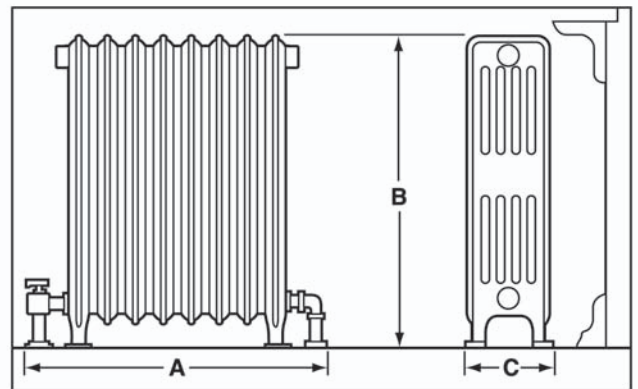
Cloverleaf



Octagonal Cane

IMPORTANT!

Always **ADD 3 INCHES** to your height measurement if you want a humidifier pan with your enclosure.



Measure carefully for the best possible custom radiator look!

ORDER NOW!



3330 E. Kemper Rd. • Cincinnati, OH 45241
ph: 513.385.0555

800.543.7040

e-mail: info@BeautifulRadiators.com